

SCOTSMAN

ECLIPSE™ REMOTE COOLED MODULAR CONTOUR CUBERS



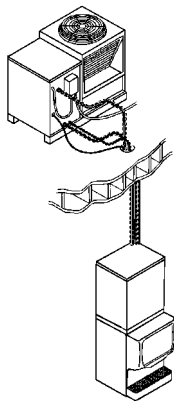
CME686 SHOWN ON BEVERAGE DISPENSER



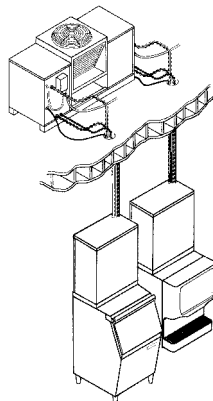
COMPRESSOR UNIT



REMOTE CONDENSER



Eclipse System connected to single remote condenser




Two Eclipse Systems connected to a dual remote condenser

Eclipse™

600 Lb. CUBERS

VOLUME PRODUCTION • 24 HOUR


 Certified & rated in accordance with ARI standard 810-95	Use With Compressor Unit	Remote-Cooled	
		70°/50° lbs./kg.	ARI 90°/70° lbs./kg.
CME686RLS-1	CP686	635/288	550/250

ECLIPSE™ TECHNOLOGY, CREATING SMALLER, QUIETER, MORE RELIABLE ICE MACHINES THAT ECLIPSE ALL OTHERS ON THE MARKET TODAY.

- Designed with flexibility in mind, Eclipse ice machines can be paired with any dispenser or storage bin to supply ice to any area of your operation.
- Eclipse technology moves the compressor and condenser on to the roof. By taking these large components out of the ice machine, you have a quiet, easy to service, narrow profile unit that allows easy cleaning access to the beverage dispenser or storage bin.
- Modular, patented design features a compressor pressure regulator valve that insures optimum performance and reliability.
- Eclipse offers quick and flexible installation because it can be connected to either its own, dual or properly sized universal rack or multi-pass condenser system.
- Equipped with CM³ technology featuring Auto IQ™ Control System, CM³ Evaporator and a rust free polyethylene base and food zone that's backed by a lifetime rust free warranty.
- CM³ technology features ReliaClean™, a simplified push button cleaning process, to help keep your ice machine clean.
- Offers the Lowest Lifetime Cost of Ownership based on low water and electrical usage.
- 14 ft. power cord on Ice Maker for quick installations.
- Now protected with AquaArmor™ utilizing AgION™, a silver-based anti-microbial compound that reduces the growth of bacteria, microorganisms, algae, mold and slime on ice machine surfaces. AgION is a trademark of AgION Technologies and is registered with the EPA.

WARRANTY – See your dealer for complete warranty details

- Limited Lifetime Rust Free Warranty on Food Zone
- 3 year parts and labor on all components
- 5 years parts and labor on the CME evaporator
- 5 years parts on the compressor and condenser



APPROX. CUBE SIZE:
1³/₈" x 1³/₈" x 5/₈" THICK

This product qualifies for the following listings:



 Rated in accordance with ARI standard 810-95

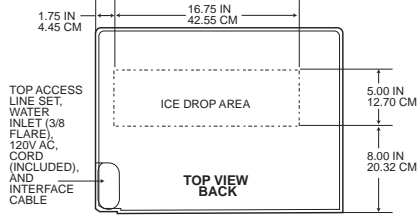
AgION
ANTIMICROBIAL

CERTIFIED

 9001:2000

Ice Machine Specifications

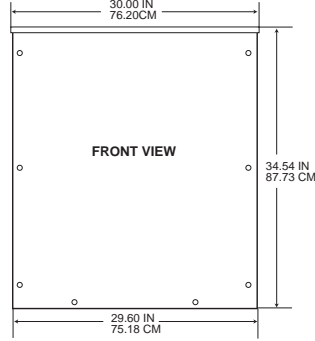
Ice Machine



TOP ACCESS LINE SET, WATER INLET (3/8 FLARE), 120V AC, CORD (INCLUDED), AND INTERFACE CABLE

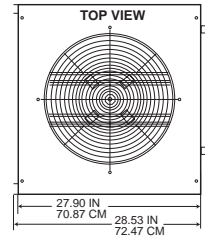
TOP VIEW BACK

Compressor Unit



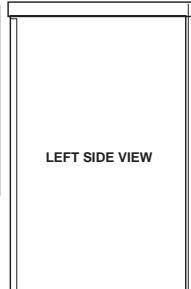
FRONT VIEW

Remote Condenser



TOP VIEW

NOTE:
CME686
REQUIRES
BIN TOP
ADAPTOR
FOR ALL
APPLICATIONS



LEFT SIDE VIEW

ICE MACHINE AND CP UNIT REQUIRE FRONT ACCESS FOR SERVICE

ICE MACHINE REQUIRES SPACE ON THE LEFT AND TOP FOR MAINTENANCE

LEFT AND RIGHT SIDE ACCESS DRAIN 3/4 PVC MALE

OPTIONAL REAR ACCESS LINE SET, WATER INLET (3/8 FLARE), 120V AC, POWER CORD (INCLUDED), AND INTERFACE CABLE

OPTIONAL REAR ACCESS WATER INLET 3/8 FLARE

OPTIONAL REAR ACCESS DRAIN

6.55 IN (16.71 CM)

3.46 IN (8.79 CM)

3.00 IN (7.62 CM)

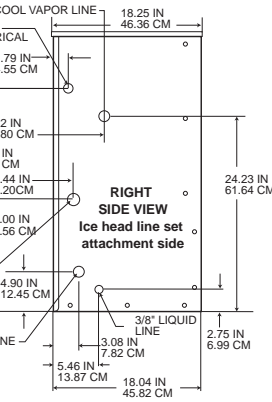
1.75 IN (4.45 CM)

16.75 IN (42.55 CM)

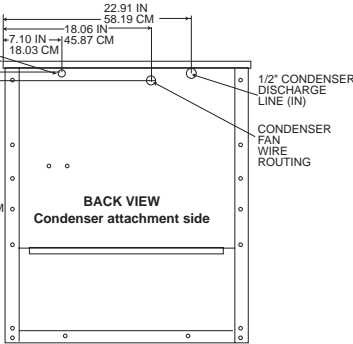
22.00 IN (55.88 CM)

REAR VIEW

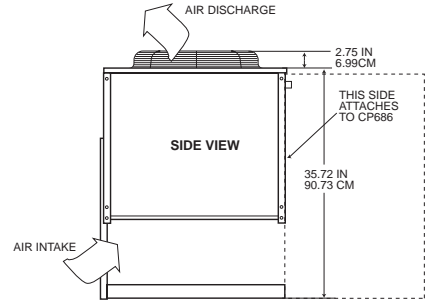
28.00 IN (71.12 CM)



RIGHT SIDE VIEW
Ice head line set attachment side



BACK VIEW
Condenser attachment side

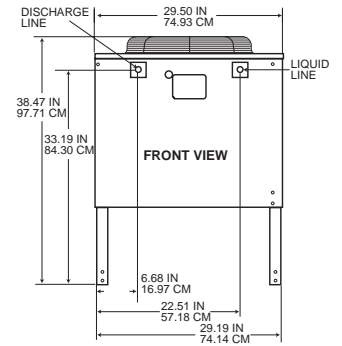


SIDE VIEW

AIR DISCHARGE

AIR INTAKE

THIS SIDE ATTACHES TO CP686



FRONT VIEW

AIR COOLED CONDENSER REQUIRES SPACE AT THE SIDES AND ABOVE FOR AIR FLOW

Dimensions: W x D x H RLS Unit: 22" x 16-1/2" x 28" Shipping Carton: 25" x 20" x 35" CP Unit: 29-3/4" x 18" x 34-1/2" Shipping Carton: 33" x 21" x 38"

Model Number	Condenser Type	Use With	Basic Electrical Volts/Hz/Phase	Max. Fuse Size or HACR Circuit Breaker	Comp. HP	Circuit Wires	Min. Circuit Ampacity	BTUs/Hour	Shipping Weight lbs./kg.	Power Consumption kWh/100 lbs. 90°/70°	Potable Water Usage Gal./100 lbs. 90°/70°
CME686RLS-1A	RLS		115/60/1	15	N/A	2	CORD	N/A	118/54	N/A	17.0
	N/A	CP686-32A	208-230/60/1	15	1.5	2	9.8	8,500	218/99	6.2	N/A
	N/A	CP686-3A	208-230/60/3	15	1.5	3	6.9	8,500	218/99	6.2	N/A

REMOTE CONDENSER—Comes with legs Dimensions: W x D x H : 29.75" x 28.63" x 38.5"

Model Number	Use With	Finish	Basic Electrical Volts/Hz/Phase	Max Fuse Size or HACR Circuit* Breaker	Circuit* Wires	Min. * Circuit Ampacity	Shipping Weight lbs./kg.
ERC680-32A	CME686RLS or CME810RLS	GALVANIZED	208-230/60/1	15	2	1.25	107/49
ER2C6810-32A	ANY 2 - CP686, CP886, CP1086	GALVANIZED	208-230/60/1	15	2	1.25	185/84

* Condenser fan powered by CPU unit.

PRE-CHARGED REFRIGERANT TUBE KITS: 20-Foot, 3RTE20 • 35-Foot, 3RTE35 • 50-Foot, 3RTE50 • 75-Foot, 3RTE75 R-404A Refrigerant

Scotsman's ice machines are not designed for outdoor installations. Scotsman remote condensers are designed for outdoor installations.

ICE MAKER IMPORTANT OPERATING REQUIREMENTS:

	Minimum	Maximum
Air Temperatures	50°F (10°C)	100°F (37.7°C)
Water Temperatures	40°F (4.4°C)	100°F (37.7°C)
Remote Cond. Temps	-20°F (-28.9°C)	120°F (48.9°C)
Water Pressures	20 PSIG	80 PSIG
Electrical Voltage	-5%	+10%

YOU'LL VALUE THE DIFFERENCE.™

775 Corporate Woods Parkway • Vernon Hills, IL 60061 • 1-800-SCOTSMAN • Fax: (847) 913-9844

Visit our website at: www.scotsman-ice.com • E-mail: customer.service@scotsman-ice.com